



Manzanita

2023-2024 Student Survey
Fall 2023



Summary

Topic Description	Results	Comparison
Academic preparation	92%	91% Washington Elementary School District
School Climate Perceptions of the overall social and learning climate of the school.	76%	77% Washington Elementary School District
School Safety Perceptions of student physical and psychological safety at school.	65%	70% Washington Elementary School District
School operations	69%	75% Washington Elementary School District
Self-Management How well students manage their emotions, thoughts, and behaviors in different situations.	64%	70% Washington Elementary School District
Social Awareness How well students consider the perspectives of others and empathize with them.	81%	79% Washington Elementary School District
Student Engagement	66%	59% Washington Elementary School District
Supportive Relationships How supported students feel through their relationships with friends, family, and adults at school.	88%	85% Washington Elementary School District


253 responses

Academic preparation

Your average

92%

253 responses



District average: 91% Washington Elementary School District

School Climate

Your average

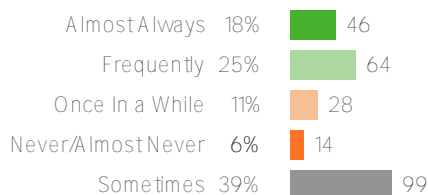
76%

253 responses

District average: **77%** Washington Elementary School District

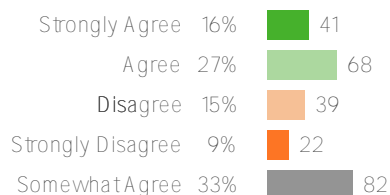
How did people respond?

Q.1: How often do people treat each other with respect at your school?



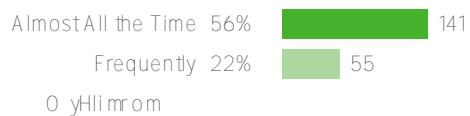
Favorable: **72%**

Q.2: The behavior of other students does not affect my learning at my school.



Favorable: **64%**

Q.3: At your school, adults treat students with respect.



Favorable: **91%**

School operations

Your average

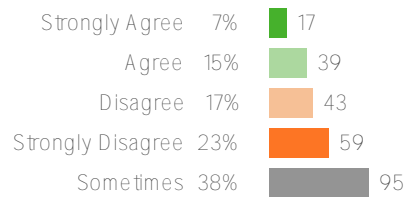
69%

253 responses

District average: 75% Washington Elementary School District

How did people respond?

Q.1: The restrooms in my school are clean and safe for me to use.



Favorable: 35%

Q.2: I am pro f

Favorable: 84%

Self-Management

Your average

64%

253 responses

District average: 70% Washington Elementary S

Social Awareness

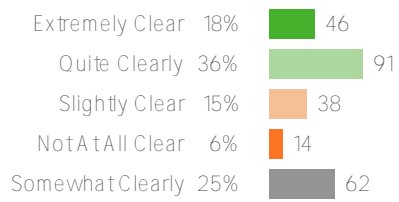
Your average

81%

253 responses

District average: 79% Washington Elementary School District

Q.5: How clearly are you able to name and understand your feelings?



Favorable: 72%

Q.6: When others disagree

Favorable: 87%



Student Engagement

Your average

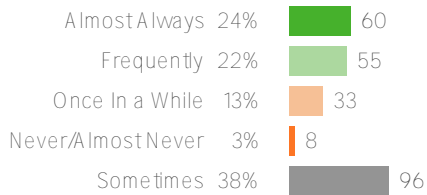
66%

253 responses

District average: **59%** Washington Elementary School District

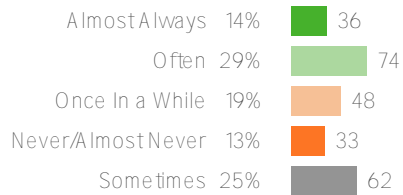
How did people respond?

Q.1: How often do you get so focused on activities in your classes that you lose track of time?



Favorable: **74%**

Q.2: When you are not in school, how often do you talk about ideas from your classes?



Favorable: **58%**

Supportive Relationships

Your average

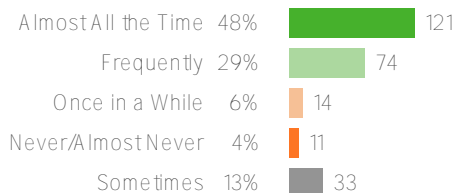
88%

253 responses

District average: **85%** Washington Elementary School District

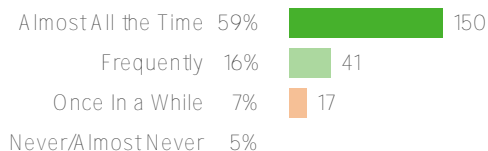
How did people respond?

Q.1: I believe I have a teacher or other adult from school who supports me.



Favorable: **89%**

Q.2: I believe I have a family member or other adult outside of school who supports me.



Favorable: **86%**